



POWERED BY PARADIGM

HIGH SCOREZ SAUCE INFUSED PREROLL 1.2G - FATSO X DO-SI-DOS

PRODUCED ON: MAY 01, 2023



FOREVER 46, LLC

CERTIFICATE OF ANALYSIS

REGULATORY COMPLIANCE TESTING

PASS



 POTENCY TESTED	 TERPENES TESTED	 MOISTURE TESTED	 FOREIGN MATTER NT
---	--	--	--

PASS PESTICIDES 	PASS MYCOTOXINS 	PASS SOLVENTS 	PASS HEAVY METALS 	PASS MICROBIALS 
--	--	---	--	--

CANNABINOID SUMMARY


** TOTAL THC = (THCA X 0.877) + THC | TOTAL CBD = (CBDA X 0.877) + CBD

29.49 %
TOTAL THC**

0.10 %
TOTAL CBD**

34.25 %
TOTAL CANNABINOIDS

TERPENOID SUMMARY



SAMPLE INFO

BATCH NO.: 230421.0001-IPR
MATRIX: CONCENTRATE
CATEGORY: INHALABLE
SAMPLE ID: PS-230426-002
COLLECTED ON: APR 26, 2023
RECEIVED ON: APR 26, 2023
BATCH/SAMPLE SIZE: 3000 UNITS / 19.5223 G
RECEIVED BY: LAURA PIESLEWICZ

CULTIVATOR INFO

LICENSE
 00000057DCHF00477864
 MEDICINAL - CULTIVATOR LICENSE
CULTIVATOR
 FOREVER 46 LLC
 3775 E 34TH ST
 TUCSON, AZ 85713

MANUFACTURER INFO

LICENSE
 00000057DCHF00477864
 MEDICINAL - MANUFACTURING LICENSE
MANUFACTURER
 FOREVER 46 LLC
 3775 E 34TH ST
 TUCSON, AZ 85713

Results relate only to the samples received. The report shall not be reproduced, except in full, without written approval of the laboratory. Limits and required tests are referenced from A.A.C. Title 9, Ch. 17 and/or Ch. 18. Results presented on this COA are based on simple acceptance of the analytical value, the reported analytical value is used to determine pass/fail status for the indicated analytes.

RESULTS CERTIFIED BY: DAVID LUTRULL
 LAB DIRECTOR, PLANT SAFE
 MAY 01, 2023






HPLC-POT-L020: CANNABINOIDS BY HPLC | APR 26, 2023

TESTED

ANALYTE	LOQ (mg/g)	LIMIT	AMT	AMT	AMT	ANALYTE	LOQ (mg/g)	LIMIT	AMT	AMT	
CBC	Q3	1.00	< LOQ	< LOQ	N/A	CBN	Q3	1.00	< LOQ	< LOQ	N/A
CBCA	Q3	2.00	2.5 mg/g	0.25 %		CBNA	Q3	1.00	< LOQ	< LOQ	N/A
CBD	1.00		ND	ND		Δ ⁸ -THC	Q3	1.00	ND	ND	
CBDA	1.00		1.1 mg/g	0.11 %		Δ ⁹ -THC	1.00		76.9 mg/g	7.69 %	
CBDV	Q3	1.00	ND	ND		THCA	1.00		248.6 mg/g	24.86 %	
CBDVA	Q3	1.00	ND	ND		THCV	Q3	1.00	< LOQ	< LOQ	N/A
CBG	Q3	1.00	2.6 mg/g	0.26 %		THCVA	Q3	1.00	2.2 mg/g	0.22 %	
CBGA	Q3	1.00	8.6 mg/g	0.86 %		TOTAL THC**			294.9 mg/g	29.49 %	N/A
CBL	Q3	1.00	< LOQ	< LOQ	N/A	TOTAL CBD**			1.0 mg/g	0.10 %	N/A

** TOTAL CBD = (CBDA X 0.877) + CBD
** TOTAL THC = (THCA X 0.877) + THC



GC-TRP-L024: TERPENES BY GC-MS | APR 26, 2023

TESTED

ANALYTE	LOQ (mg/g)	AMT	AMT	AMT	ANALYTE	LOQ (mg/g)	AMT	AMT	
α-HUMULENE	Q3	0.05	1.7 mg/g	0.17 %	GERANIOL	Q3	0.05	0.1 mg/g	0.01 %
D-LIMONENE	Q3	0.05	1.7 mg/g	0.17 %	TERPINOLENE	Q3	0.05	0.1 mg/g	0.01 %
(-)-α-BISABOLOL	Q3	0.05	1.2 mg/g	0.12 %	(-)-GUAIOL	Q3	0.05	ND	ND
TRANS-β-CARYOPHYLLENE	Q3	0.05	5.0 mg/g	0.50 %	α-OCIMENE	Q3	0.05	ND	ND
TRANS-NEROLIDOL	Q3	0.05	0.6 mg/g	0.06 %	α-TERPINENE	Q3	0.05	ND	ND
β-MYRCENE	Q3	0.05	0.5 mg/g	0.05 %	CIS-β-OCIMENE	Q3	0.05	ND	ND
(-)-CARYOPHYLLENE OXIDE	Q3	0.05	0.2 mg/g	0.02 %	Δ ³ -CARENE	Q3	0.05	ND	ND
(-)-ISOPULEGOL	Q3	0.05	0.2 mg/g	0.02 %	EUCALYPTOL	Q3	0.05	ND	ND
α-PINENE	Q3	0.05	0.2 mg/g	0.02 %	γ-TERPINENE	Q3	0.05	ND	ND
CIS-NEROLIDOL	Q3	0.05	0.2 mg/g	0.02 %	LINALOOL	Q3	0.05	ND	ND
(-)-β-PINENE	Q3	0.05	0.1 mg/g	0.01 %	P-CYMENE	Q3	0.05	ND	ND
CAMPHENE	Q3	0.05	0.1 mg/g	0.01 %	TOTAL TERPENES			11.9 mg/g	1.19 %



ICP-HVY-L021: HEAVY METALS BY ICP-MS | APR 28, 2023

PASS

ANALYTE	LOQ (ppm)	LIMIT (ppm)	AMT (ppm)	PASS/FAIL	ANALYTE	LOQ (ppm)	LIMIT (ppm)	AMT (ppm)	PASS/FAIL	
ARSENIC	0.20	0.4	ND	PASS	LEAD	V1	0.50	1	ND	PASS
CADIUM	0.20	0.4	ND	PASS	MERCURY	V1	0.60	1.2	ND	PASS



LC-PES-L022: PESTICIDES BY LC-MS/MS | APR 28, 2023

PASS

ANALYTE	LOQ (ppm)	LIMIT (ppm)	AMT (ppm)	PASS/FAIL	ANALYTE	LOQ (ppm)	LIMIT (ppm)	AMT (ppm)	PASS/FAIL
ABAMECTIN	0.25	0.5	ND	PASS	MALATHION	0.10	0.2	ND	PASS
ACEPHATE	0.20	0.4	ND	PASS	METALAXYL	0.10	0.2	ND	PASS
ACEQUINOCYL	M2	1.00	2	PASS	METHIOCARB	0.10	0.2	ND	PASS

Results relate only to the samples received. The report shall not be reproduced, except in full, without written approval of the laboratory. Limits and required tests are referenced from A.A.C. Title 9, Ch. 17 and/or Ch. 18. Results presented on this COA are based on simple acceptance of the analytical value, the reported analytical value is used to determine pass/fail status for the indicated analytes.

RESULTS CERTIFIED BY: DAVID LUTRULL
LAB DIRECTOR, PLANT SAFE
MAY 01, 2023



ACETAMIPRID	0.10	0.2	ND	PASS	METHOMYL	0.20	0.4	ND	PASS
ALDICARB	0.20	0.4	ND	PASS	MYCLOBUTANIL	0.10	0.2	ND	PASS
AZOXYSTROBIN	0.10	0.2	ND	PASS	NALED	0.25	0.5	ND	PASS
BIFENAZATE	0.10	0.2	ND	PASS	OXAMYL	0.50	1	ND	PASS
BIFENTHRIN	M2 0.10	0.2	ND	PASS	PACLOBUTRAZOL	0.20	0.4	ND	PASS
BOSCALID	0.20	0.4	ND	PASS	PENDIMETHALIN	Q3 0.05		ND	N/A
CARBARYL	0.10	0.2	ND	PASS	PERMETHRIN	M2 0.10	0.2	ND	PASS
CARBOFURAN	0.10	0.2	ND	PASS	PHOSMET	0.10	0.2	ND	PASS
CHLORANTRANILIPROLE	0.10	0.2	ND	PASS	PIPERONYLBUTOXIDE	M1 1.00	2	ND	PASS
CHLORFENAPYR	0.50	1	ND	PASS	PRALLETHRIN	0.10	0.2	ND	PASS
CHLORPYRIFOS	0.10	0.2	ND	PASS	PROPICONAZOLE	0.20	0.4	ND	PASS
CLOFENTEZINE	0.10	0.2	ND	PASS	PROPOXUR	0.10	0.2	ND	PASS
CYFLUTHRIN	0.50	1	ND	PASS	PYRETHRINS	0.50	1	ND	PASS
CYPERMETHRIN	0.50	1	ND	PASS	PYRETHRINS CINERIN I	0.50		ND	N/A
DAMINOZIDE	0.50	1	ND	PASS	PYRETHRINS CINERIN II	0.50		ND	N/A
DIAZINON	0.10	0.2	ND	PASS	PYRETHRINS JASMOLIN I	0.50		ND	N/A
DICHLORVOS	0.05	0.1	ND	PASS	PYRETHRINS JASMOLIN II	0.50		ND	N/A
DIMETHOATE	0.10	0.2	ND	PASS	PYRETHRINS PYRETHRIN I	0.50		ND	N/A
ETHOPROPHOS	0.10	0.2	ND	PASS	PYRETHRINS PYRETHRIN II	0.50		ND	N/A
ETOFENPROX	0.20	0.4	ND	PASS	PYRIDABEN	M2 0.10	0.2	ND	PASS
ETOXAZOLE	0.10	0.2	ND	PASS	SPINOSAD	0.10	0.2	ND	PASS
FENOXYCARB	0.10	0.2	ND	PASS	SPINOSAD A	0.10		ND	N/A
FENPYROXIMATE	0.20	0.4	ND	PASS	SPINOSAD D	0.10		ND	N/A
FIPRONIL	0.20	0.4	ND	PASS	SPIROMESIFEN	0.10	0.2	ND	PASS
FLONICAMID	0.50	1	ND	PASS	SPIROTETRAMAT	M2 0.10	0.2	ND	PASS
FLUDIOXONIL	0.20	0.4	ND	PASS	SPIROXAMINE	0.20	0.4	ND	PASS
HEXYTHIAZOX	M1 0.50	1	ND	PASS	TEBUCONAZOLE	0.20	0.4	ND	PASS
IMAZALIL	0.10	0.2	ND	PASS	THIACLOPRID	0.10	0.2	ND	PASS
IMIDACLOPRID	0.20	0.4	ND	PASS	THIAMETHOXAM	0.10	0.2	ND	PASS
KRESOXIM-METHYL	0.20	0.4	ND	PASS	TRIFLOXYSTROBIN	0.10	0.2	ND	PASS



LC-MYC-L022: MYCOTOXINS BY LC-MS/MS | APR 28, 2023

PASS

ANALYTE	LOQ (µg/kg)	LIMIT (µg/kg)	AMT (µg/kg)	PASS/FAIL	ANALYTE	LOQ (µg/kg)	LIMIT (µg/kg)	AMT (µg/kg)	PASS/FAIL
AFLATOXINS		20	ND	PASS	AFLATOXIN G1	10.00		ND	N/A
AFLATOXIN B1	10.00		ND	N/A	AFLATOXIN G2	10.00		ND	N/A
AFLATOXIN B2	10.00		ND	N/A	OCHRATOXIN A	10.00	20	ND	PASS



GC-RSO-L023: RESIDUAL SOLVENTS BY GC-MS | APR 27, 2023

PASS

ANALYTE	LOQ (ppm)	LIMIT (ppm)	AMT (ppm)	PASS/FAIL	ANALYTE	LOQ (ppm)	LIMIT (ppm)	AMT (ppm)	PASS/FAIL
ACETONE	400.00	1000	ND	PASS	2,2-DIMETHYLBUTANE	120.00		ND	N/A
ACETONITRILE	160.00	410	ND	PASS	2,3-DIMETHYLBUTANE	120.00		ND	N/A
BENZENE	1.00	2	ND	PASS	ISOPROPYL ACETATE	2000.00	5000	ND	PASS
BUTANES	2000.00	5000	ND	PASS	ISOPROPYL ALCOHOL	2000.00	5000	ND	PASS
BUTANE	M2 2000.00		ND	N/A	METHANOL	1200.00	3000	ND	PASS

Results relate only to the samples received. The report shall not be reproduced, except in full, without written approval of the laboratory. Limits and required tests are referenced from A.A.C. Title 9, Ch. 17 and/or Ch. 18. Results presented on this COA are based on simple acceptance of the analytical value, the reported analytical value is used to determine pass/fail status for the indicated analytes.

RESULTS CERTIFIED BY: DAVID LUTRULL
LAB DIRECTOR, PLANT SAFE
MAY 01, 2023

David Luttrull



ISOBUTANE	2000.00		ND	N/A	PENTANES	2000.00	5000	ND	PASS	
CHLOROFORM	30.00	60	ND	PASS	PENTANE	2000.00		ND	N/A	
DICHLOROMETHANE	240.00	600	ND	PASS	ISOPENTANE	M2	2000.00	ND	N/A	
ETHANOL	2000.00	5000	ND	PASS	NEOPENTANE		2000.00	ND	N/A	
ETHYL ACETATE	2000.00	5000	ND	PASS	PROPANE	M2	2000.00	5000	ND	PASS
ETHYL ETHER	2000.00	5000	ND	PASS	TOLUENE		400.00	890	ND	PASS
HEPTANE	2000.00	5000	ND	PASS	TOTAL XYLENES			2170	ND	PASS
HEXANES	120.00	290	ND	PASS	O-XYLENE		864.00		ND	N/A
HEXANE	120.00		ND	N/A	P- AND M-XYLENE	M1	1736.00		ND	N/A
2-METHYLPENTANE	120.00		ND	N/A	ETHYLBENZENE	M1	864.00		ND	N/A
3-METHYLPENTANE	120.00		ND	N/A						



PCR-ASP-L017: ASPERGILLUS BY QPCR | APR 28, 2023

PASS

ANALYTE	LIMIT (amount)	AMT (Units)	PASS/FAIL	ANALYTE	LIMIT (amount)	AMT (Units)	PASS/FAIL
ASPERGILLUS FLAVUS	Any	ND	PASS	ASPERGILLUS NIGER	Any	ND	PASS
ASPERGILLUS FUMIGATUS	Any	ND	PASS	ASPERGILLUS TERREUS	Any	ND	PASS



TMP-ECO-L018: E. COLI BY PETRI-FILM | APR 27, 2023

PASS

ANALYTE	LIMIT (CFU/g)	AMT (CFU/g)	PASS/FAIL
ESCHERICHIA COLI	100	<10	PASS



PCR-SAL-L016: SALMONELLA BY QPCR | APR 27, 2023

PASS

ANALYTE	LIMIT (amount)	AMT (Units)	PASS/FAIL
SALMONELLA SPP.	Any	ND	PASS



HMA-MOI-L019: MOISTURE CONTENT BY HMA | APR 26, 2023

TESTED

ANALYTE	LIMIT	AMT (%)	PASS/FAIL
MOISTURE	Q3	6.01	N/A

Results relate only to the samples received. The report shall not be reproduced, except in full, without written approval of the laboratory. Limits and required tests are referenced from A.A.C. Title 9, Ch. 17 and/or Ch. 18. Results presented on this COA are based on simple acceptance of the analytical value, the reported analytical value is used to determine pass/fail status for the indicated analytes.

RESULTS CERTIFIED BY: DAVID LUTRULL
LAB DIRECTOR, PLANT SAFE
MAY 01, 2023

David Luttrull





Results relate only to the samples received. The report shall not be reproduced, except in full, without written approval of the laboratory. Limits and required tests are referenced from A.A.C. Title 9, Ch. 17 and/or Ch. 18. Results presented on this COA are based on simple acceptance of the analytical value, the reported analytical value is used to determine pass/fail status for the indicated analytes.

RESULTS CERTIFIED BY: DAVID LUTRULL
LAB DIRECTOR, PLANT SAFE
MAY 01, 2023

